





District Health Assessment for Multiple District 403 through May 2025

		Clubs							Membership							Member Strength		Cancellation		Reports			Finance	Leadership			
District Name	Status/ Number of Months in Status *	Active Clubs	Clubs in Status Quo	Total Clubs	% Status Quo Clubs in Financial Suspension	New Clubs	Cancelled Clubs	YTD Net Club Gain/Loss	Current Members In Active Clubs	Current Members In Status Quo Clubs	Current Total Members Count	YTD Add	YTD Drop	YTD NetGrowth (includes Active and Status Quo)	YTD NetGrowth% (includes Active and Status Quo)	Member Count 12 Months Ago	Average Member Count Per Club	% of Clubs with less than 20 members	Average Cancelled Club Age	Members Lost Due to Cancelled Clubs	% of Clubs Reporting Service	% No MMR in 3 Months	% No Officer Report in 12 months	% of Clubs with balance 90+ days	Number of Zone Chairs Recorded	Number of Region Chairs Recorded	District Officers Vacancies **
403 A1		81	9	90	100%	12	0	12	1858	137	1995	430	199	231	13.10%	1,757	23	40%	0	0	90%	47%	0%	12%	14	4	
403 A2		108	15	123	100%	8	7	1	2434	214	2648	423	413	10	0.38%	2,627	23	46%	3	114	92%	50%	0%	17%	17	5	
403 A3		70	6	76	83%	5	0	5	1805	134	1939	221	159	62	3.30%	1,914	26	29%	0	0	100%	51%	1%	18%	17	8	
403 A4		72	1	73	100%	5	0	5	1788	29	1817	276	194	82	4.73%	1,711	25	23%	0	0	95%	15%	0%	3%	11	3	
403 B1	T(3)	72	11	83	82%	1	8	-7	1240	190	1430	220	443	-223	-13.49%	1,587	17	64%	5	137	83%	59%	6%	27%	19	8	
		403	42	445	93%	31	15	16	9125	704	9829	1570	1408	162	1.68%	9,596	24	41%	4	251	92%	46%	1%	16%	78	28	




District Health Assessment for Multiple District 404 through May 2025

		Clubs							Membership							Member Strength		Cancellation		Reports			Finance	Leadership			
District Name	Status/ Number of Months in Status *	Active Clubs	Clubs in Status Quo	Total Clubs	% Status Quo Clubs in Financial Suspension	New Clubs	Cancelled Clubs	YTD Net Club Gain/Loss	Current Members In Active Clubs	Current Members In Status Quo Clubs	Current Total Members Count	YTD Add	YTD Drop	YTD NetGrowth (includes Active and Status Quo)	YTD NetGrowth% (includes Active and Status Quo)	Member Count 12 Months Ago	Average Member Count Per Club	% of Clubs with less than 20 members	Average Cancelled Club Age	Members Lost Due to Cancelled Clubs	% of Clubs Reporting Service	% No MMR in 3 Months	% No Officer Report in 12 months	% of Clubs with balance 90+ days	Number of Zone Chairs Recorded	Number of Region Chairs Recorded	District Officers Vacancies **
404 A2	T(1)	56	12	68	100%	1	10	-9	1433	217	1650	280	484	-204	-11.00%	1,787	26	41%	6	155	87%	35%	1%	43%	24	11	
404 A3		56	0	56	0%	3	1	2	1315	0	1315	245	184	61	4.86%	1,287	23	39%	11	19	86%	34%	2%	20%	16	8	
404 A4		54	18	72	100%	4	2	2	1164	283	1447	238	206	32	2.26%	1,397	22	49%	4	24	96%	51%	4%	46%	22	10	
404 B2		91	9	100	100%	13	0	13	2232	150	2382	724	297	427	21.84%	2,022	25	37%	0	0	88%	36%	2%	27%	25	11	
404 B3		71	0	71	0%	6	1	5	1728	0	1728	382	185	197	12.87%	1,581	24	31%	2	23	94%	44%	4%	35%	20	10	
404 B4		55	10	65	100%	6	1	5	1446	180	1626	426	239	187	13.00%	1,529	26	32%	4	10	71%	38%	2%	32%	22	10	
		383	49	432	100%	33	15	18	9318	830	10148	2295	1595	700	7.41%	9,603	26	38%	5	231	87%	40%	3%	34%	129	60	



District Health Assessment for Multiple District 410 through May 2025

 Status/ District Name of Months in Status *		Clubs							Membership							Member Strength		Cancellation		Reports			Finance		Leadership		
		Active Clubs	Clubs in Status Quo	Total Clubs	% Status Quo Clubs in Financial Suspension	New Clubs	Cancelled Clubs	YTD Net Club Gain/ Loss	Current Members In Active Clubs	Current Members In Status Quo Clubs	Current Total Members Count	YTD Add	YTD Drop	YTD NetGrowth (includes Active and Status Quo)	YTD NetGrowth% (includes Active and Status Quo)	Member Count 12 Months Ago	Average Member Count Per Club	% of Clubs with less than 20 members	Average Cancelled Club Age	Members Lost Due to Cancelled Clubs	% of Clubs Reporting Service	% No MMR in 3 Months	% No Officer Report in 12 months	% of Clubs with balance 90+ days	Number of Zone Chairs Recorded	Number of Region Chairs Recorded	District Officers Vacancies **
410 E	T(24)	60	0	60	0%	2	3	-1	874	0	874	175	126	49	5.94%	863	15	75%	32	3	93%	28%	2%	3%	11	5	
410 W	T(24)	54	1	55	100%	0	1	-1	869	17	886	177	151	26	3.02%	900	16	76%	26	11	98%	9%	0%	7%	18	8	
		114	1	115	100%	2	4	-2	1743	17	1760	352	277	75	4.45%	1,763	15	76%	30	14	96%	19%	1%	5%	29	13	




District Health Assessment for Multiple District 411 through May 2025

District Name	Status/ Number of Months in Status *	Clubs							Membership							Member Strength		Cancellation		Reports			Finance	Leadership			
		Active Clubs	Clubs in Status Quo	Total Clubs	% Status Quo Clubs in Financial Suspension	New Clubs	Cancelled Clubs	YTD Net Club Gain/Loss	Current Members In Active Clubs	Current Members In Status Quo Clubs	Current Total Members Count	YTD Add	YTD Drop	YTD NetGrowth (includes Active and Status Quo)	YTD NetGrowth% (includes Active and Status Quo)	Member Count 12 Months Ago	Average Member Count Per Club	% of Clubs with less than 20 members	Average Cancelled Club Age	Members Lost Due to Cancelled Clubs	% of Clubs Reporting Service	% No MMR in 3 Months	% No Officer Report in 12 months	% of Clubs with balance 90+ days	Number of Zone Chairs Recorded	Number of Region Chairs Recorded	District Officers Vacancies **
411 A		64	4	68	100%	11	5	6	1804	98	1902	589	358	231	13.82%	1,731	28	32%	11	124	81%	43%	0%	12%	14	0	
411 B		57	4	61	100%	8	2	6	2259	57	2316	654	298	356	18.16%	2,046	40	23%	10	47	89%	28%	0%	23%	13	4	
411 C	P	19	1	20	100%	0	3	-3	505	0	505	120	126	-6	-1.17%	573	27	25%	28	29	95%	40%	0%	10%	6	0	
		140	9	149	100%	19	10	9	4568	155	4723	1363	782	581	14.03%	4,350	34	28%	16	200	86%	36%	0%	16%	33	4	




District Health Assessment for Multiple District 412 through May 2025

		Clubs							Membership							Member Strength		Cancellation		Reports			Finance	Leadership			
District Name	Status/ Number of Months in Status *	Active Clubs	Clubs in Status Quo	Total Clubs	% Status Quo Clubs in Financial Suspension	New Clubs	Cancelled Clubs	YTD Net Club Gain/Loss	Current Members In Active Clubs	Current Members In Status Quo Clubs	Current Total Members Count	YTD Add	YTD Drop	YTD NetGrowth (includes Active and Status Quo)	YTD NetGrowth% (includes Active and Status Quo)	Member Count 12 Months Ago	Average Member Count Per Club	% of Clubs with less than 20 members	Average Cancelled Club Age	Members Lost Due to Cancelled Clubs	% of Clubs Reporting Service	% No MMR in 3 Months	% No Officer Report in 12 months	% of Clubs with balance 90+ days	Number of Zone Chairs Recorded	Number of Region Chairs Recorded	District Officers Vacancies **
412 A	T(21)	51	4	55	100%	2	3	-1	849	76	925	156	201	-45	-4.64%	1,009	17	47%	24	63	60%	51%	15%	15%	13	3	
412 B	T(24)	24	2	26	100%	0	1	-1	560	17	577	84	55	29	5.29%	495	23	46%	19	14	46%	50%	12%	15%	0	0	
		75	6	81	100%	2	4	-2	1409	93	1502	240	256	-16	-1.05%	1,504	20	47%	23	77	56%	51%	14%	15%	13	3	




District Health Assessment for District 352 through May 2025

		Clubs							Membership							Member Strength		Cancellation		Reports			Finance	Leadership			
District Name	Status/ Number of Months in Status *	Active Clubs	Clubs in Status Quo	Total Clubs	% Status Quo in Financial Suspension	New Clubs	Cancelled Clubs	YTD Net Club Gain/Loss	Current Members In Active Clubs	Current Members In Status Quo Clubs	Current Total Members Count	YTD Add	YTD Drop	YTD NetGrowth (includes Active and Status Quo)	YTD NetGrowth% (includes Active and Status Quo)	Member Count 12 Months Ago	Average Member Count Per Club	% of Clubs with less than 20 members	Average Cancelled Club Age	Members Lost Due to Cancelled Clubs	% of Clubs Reporting Service	% No MMR in 3 Months	% No Officer Report in 12 months	% of Clubs with balance 90+ days	Number of Zone Chairs Recorded	Number of Region Chairs Recorded	District Officers Vacancies **
352	T(24)	50	3	53	100%	4	5	-1	956	11	967	215	261	-46	-4.54%	1,018	19	55%	3	87	43%	51%	2%	13%	17	3	
		50	3	53	100%	4	5	-1	956	11	967	215	261	-46	-4.54%	1,018	19	55%	3	87	43%	51%	2%	13%	17	3	



District Health Assessment for District 409 through May 2025

		Clubs							Membership							Member Strength		Cancellation		Reports			Finance	Leadership			
District Name	Status/ Number of Months in Status *	Active Clubs	Clubs in Status Quo	Total Clubs	% Status Quo Clubs in Financial Suspension	New Clubs	Cancelled Clubs	YTD Net Club Gain/Loss	Current Members In Active Clubs	Current Members In Status Quo Clubs	Current Total Members Count	YTD Add	YTD Drop	YTD NetGrowth (includes Active and Status Quo)	YTD NetGrowth% (includes Active and Status Quo)	Member Count 12 Months Ago	Average Member Count Per Club	% of Clubs with less than 20 members	Average Cancelled Club Age	Members Lost Due to Cancelled Clubs	% of Clubs Reporting Service	% No MMR in 3 Months	% No Officer Report in 12 months	% of Clubs with balance 90+ days	Number of Zone Chairs Recorded	Number of Region Chairs Recorded	District Officers Vacancies **
409	T(24)	21	9	30	100%	1	0	1	492	132	624	84	42	42	7.22%	560	23	57%	0	0	43%	67%	7%	43%	6	1	GST
		21	9	30	100%	1	0	1	492	132	624	84	42	42	7.22%	560	30	57%	0	0	43%	67%	7%	43%	6	1	




District Health Assessment for District 413 through May 2025

Status/ District Name Number of Months in Status *		Clubs							Membership							Member Strength		Cancellation		Reports			Finance	Leadership			
		Active Clubs	Clubs in Status Quo	Total Clubs	% Status Quo Clubs in Financial Suspension	New Clubs	Cancelled Clubs	YTD Net Club Gain/ Loss	Current Members In Active Clubs	Current Members In Status Quo Clubs	Current Total Members Count	YTD Add	YTD Drop	YTD NetGrowth (includes Active and Status Quo)	YTD NetGrowth% (includes Active and Status Quo)	Member Count 12 Months Ago	Average Member Count Per Club	% of Clubs with less than 20 members	Average Cancelled Club Age	Members Lost Due to Cancelled Clubs	% of Clubs Reporting Service	% No MMR in 3 Months	% No Officer Report in 12 months	% of Clubs with balance 90+ days	Number of Zone Chairs Recorded	Number of Region Chairs Recorded	District Officers Vacancies **
413		44	4	48	100%	1	1	0	1295	85	1380	215	180	35	2.60%	1,413	29	25%	8	15	65%	46%	0%	40%	12	4	
		44	4	48	100%	1	1	0	1295	85	1380	215	180	35	2.60%	1,413	31	25%	8	15	65%	46%	0%	40%	12	4	






District Health Assessment for District 414 through May 2025

		Clubs							Membership							Member Strength		Cancellation		Reports			Finance	Leadership			
District Name	Status/ Number of Months in Status *	Active Clubs	Clubs in Status Quo	Total Clubs	% Status Quo in Financial Suspension	New Clubs	Cancelled Clubs	YTD Net Club Gain/ Loss	Current Members In Active Clubs	Current Members In Status Quo Clubs	Current Total Members Count	YTD Add	YTD Drop	YTD NetGrowth (includes Active and Status Quo)	YTD NetGrowth% (includes Active and Status Quo)	Member Count 12 Months Ago	Average Member Count Per Club	% of Clubs with less than 20 members	Average Cancelled Club Age	Members Lost Due to Cancelled Clubs	% of Clubs Reporting Service	% No MMR in 3 Months	% No Officer Report in 12 months	% of Clubs with balance 90+ days	Number of Zone Chairs Recorded	Number of Region Chairs Recorded	District Officers Vacancies **
414	P	38	5	43	100%	2	6	-4	897	93	990	298	413	-115	-10.41%	1,133	24	58%	12	87	67%	40%	5%	40%	7	3	
		38	5	43	100%	2	6	-4	897	93	990	298	413	-115	-10.41%	1,133	26	58%	12	87	67%	40%	5%	40%	7	3	




District Health Assessment for District 415 through May 2025

		Clubs							Membership							Member Strength		Cancellation		Reports			Finance	Leadership			
District Name	Status/ Number of Months in Status *	Active Clubs	Clubs in Status Quo	Total Clubs	% Status Quo in Financial Suspension	New Clubs	Cancelled Clubs	YTD Net Club Gain/ Loss	Current Members In Active Clubs	Current Members In Status Quo Clubs	Current Total Members Count	YTD Add	YTD Drop	YTD NetGrowth (includes Active and Status Quo)	YTD NetGrowth% (includes Active and Status Quo)	Member Count 12 Months Ago	Average Member Count Per Club	% of Clubs with less than 20 members	Average Cancelled Club Age	Members Lost Due to Cancelled Clubs	% of Clubs Reporting Service	% No MMR in 3 Months	% No Officer Report in 12 months	% of Clubs with balance 90+ days	Number of Zone Chairs Recorded	Number of Region Chairs Recorded	District Officers Vacancies **
415	P	27	0	27	0%	0	0	0	415	0	415	47	96	-49	-10.56%	404	15	67%	0	0	48%	33%	4%	15%	7	1	
		27	0	27	0%	0	0	0	415	0	415	47	96	-49	-10.56%	404	15	67%	0	0	48%	33%	4%	15%	7	1	




District Health Assessment for District 416 through May 2025

		Clubs							Membership							Member Strength		Cancellation		Reports			Finance	Leadership			
District Name	Status/ Number of Months in Status *	Active Clubs	Clubs in Status Quo	Total Clubs	% Status Quo in Financial Suspension	New Clubs	Cancelled Clubs	YTD Net Club Gain/Loss	Current Members In Active Clubs	Current Members In Status Quo Clubs	Current Total Members Count	YTD Add	YTD Drop	YTD NetGrowth (includes Active and Status Quo)	YTD NetGrowth% (includes Active and Status Quo)	Member Count 12 Months Ago	Average Member Count Per Club	% of Clubs with less than 20 members	Average Cancelled Club Age	Members Lost Due to Cancelled Clubs	% of Clubs Reporting Service	% No MMR in 3 Months	% No Officer Report in 12 months	% of Clubs with balance 90+ days	Number of Zone Chairs Recorded	Number of Region Chairs Recorded	District Officers Vacancies **
416		62	1	63	100%	4	1	3	1547	19	1566	790	708	82	5.53%	1,482	25	40%	3	22	40%	44%	8%	8%	20	7	
		62	1	63	100%	4	1	3	1547	19	1566	790	708	82	5.53%	1,482	25	40%	3	22	40%	44%	8%	8%	20	7	



District Health Assessment for District 417 through May 2025

		Clubs							Membership							Member Strength		Cancellation		Reports			Finance	Leadership			
District Name	Status/ Number of Months in Status *	Active Clubs	Clubs in Status Quo	Total Clubs	% Status Quo Clubs in Financial Suspension	New Clubs	Cancelled Clubs	YTD Net Club Gain/ Loss	Current Members In Active Clubs	Current Members In Status Quo Clubs	Current Total Members Count	YTD Add	YTD Drop	YTD NetGrowth (includes Active and Status Quo)	YTD NetGrowth% (includes Active and Status Quo)	Member Count 12 Months Ago	Average Member Count Per Club	% of Clubs with less than 20 members	Average Cancelled Club Age	Members Lost Due to Cancelled Clubs	% of Clubs Reporting Service	% No MMR in 3 Months	% No Officer Report in 12 months	% of Clubs with balance 90+ days	Number of Zone Chairs Recorded	Number of Region Chairs Recorded	District Officers Vacancies **
417		80	2	82	100%	4	0	4	1709	17	1726	350	282	68	4.10%	1,696	21	51%	0	0	94%	22%	0%	9%	13	5	
		80	2	82	100%	4	0	4	1709	17	1726	350	282	68	4.10%	1,696	22	51%	0	0	94%	22%	0%	9%	13	5	



District Health Assessment for District 418 through May 2025

Status/ District Name of Months in Status *		Clubs							Membership							Member Strength		Cancellation		Reports			Finance	Leadership			
		Active Clubs	Clubs in Status Quo	Total Clubs	% Status Quo Clubs in Financial Suspension	New Clubs	Cancelled Clubs	YTD Net Club Gain/ Loss	Current Members In Active Clubs	Current Members In Status Quo Clubs	Current Total Members Count	YTD Add	YTD Drop	YTD NetGrowth (includes Active and Status Quo)	YTD NetGrowth% (includes Active and Status Quo)	Member Count 12 Months Ago	Average Member Count Per Club	% of Clubs with less than 20 members	Average Cancelled Club Age	Members Lost Due to Cancelled Clubs	% of Clubs Reporting Service	% No MMR in 3 Months	% No Officer Report in 12 months	% of Clubs with balance 90+ days	Number of Zone Chairs Recorded	Number of Region Chairs Recorded	District Officers Vacancies **
418		53	1	54	100%	7	0	7	1418	15	1433	327	185	142	11.00%	1,284	27	31%	0	0	94%	24%	0%	4%	13	2	
		53	1	54	100%	7	0	7	1418	15	1433	327	185	142	11.00%	1,284	27	31%	0	0	94%	24%	0%	4%	13	2	



District Health Assessment for Ident 5947 - SOMALIA - UND through May 2025

Status/ District Name of Months in Status *		Clubs							Membership							Member Strength		Cancellation		Reports			Finance	Leadership			
		Active Clubs	Clubs in Status Quo	Total Clubs	% Status Quo Clubs in Financial Suspension	New Clubs	Cancelled Clubs	YTD Net Club Gain/ Loss	Current Members In Active Clubs	Current Members In Status Quo Clubs	Current Total Members Count	YTD Add	YTD Drop	YTD NetGrowth (includes Active and Status Quo)	YTD NetGrowth% (includes Active and Status Quo)	Member Count 12 Months Ago	Average Member Count Per Club	% of Clubs with less than 20 members	Average Cancelled Club Age	Members Lost Due to Cancelled Clubs	% of Clubs Reporting Service	% No MMR in 3 Months	% No Officer Report in 12 months	% of Clubs with balance 90+ days	Number of Zone Chairs Recorded	Number of Region Chairs Recorded	District Officers Vacancies **
Ident 5947 - SOMALIA		3	0	3	0%	0	0	0	54	0	54	1	0	1	1.89%	53	18	67%	0	0	0%	100%	0%	33%	0	0	
		3	0	3	0%	0	0	0	54	0	54	1	0	1	1.89%	53	18	67%	0	0	0%	100%	0%	33%	0	0	

\* - District Status: P - Provisional, T - Transitional.  
\*\* - District Officers Vacancies: DG - District Governor, 1st VDG - First Vice District Governor, 2nd VDG - Second Vice District Governor.